



PENNSYLVANIA'S SCHOOL BUS STOPPING LAW

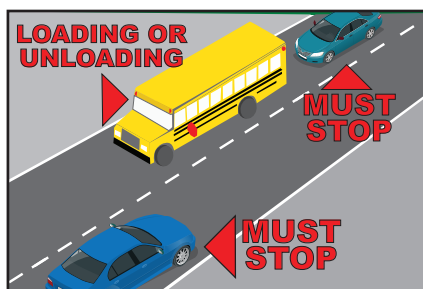
Keeping Children Safe

PENNSYLVANIA'S SCHOOL BUS STOPPING LAW

- ◆ When you meet or overtake a stopped school bus with red signal lights flashing and stop arm extended, you **MUST STOP**.
- ◆ When you approach an intersection where a school bus is stopped with red signal lights flashing and stop arm extended, you **MUST STOP**.
- ◆ You **MUST STOP** at least ten (10) feet away from the school bus.
- ◆ You **MUST WAIT** until the red lights have stopped flashing and the stop arm has been withdrawn before moving.
- ◆ **DO NOT MOVE** until all the children have reached a place of safety.

KNOW YOUR RESPONSIBILITIES

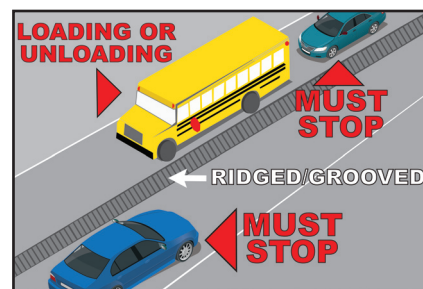
- ◆ 1.5 million children are transported on Pennsylvania roads each day.
- ◆ These children are transported approximately 400 million miles to school each year.
- ◆ To further promote safety, school vehicles may be equipped with a yellow flashing or revolving light.
- ◆ Every year, children are needlessly injured or killed by drivers passing stopped school buses.



You **MUST STOP** on roadways with or without painted lines.



You **MUST STOP** at an intersection, whether it is or is not marked with a stop sign. All traffic **MUST** stop.



You **MUST STOP** on roadways with ridged/grooved dividers.

Our Children's Safety Is In Your Hands.



SCHOOL BUS STOPPING LAW

PENALTIES

If you are convicted of violating Pennsylvania's School Bus Stopping Law, you will receive all of the following penalties:

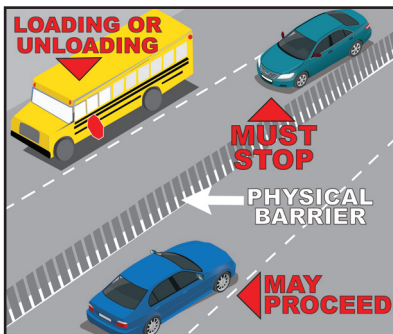
- ◆ 60-Day Driver's License Suspension
- ◆ Five (5) points on your driving record
- ◆ \$250 Fine
- ◆ When a school bus is equipped with a side stop arm enforcement system and you pass a school bus with its red lights flashing, you may receive a \$300 total fine in the mail.

Annually, more than 700 drivers are convicted for passing a stopped school bus with its red lights flashing.

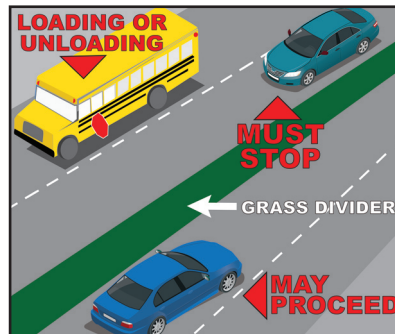
SEPARATE ROADWAYS

Drivers may proceed on a highway with clearly defined dividing sections or physical barriers providing separate roadways. This only applies when the school bus is on the opposite side of the road.

If In Doubt, STOP!



Physical barriers include concrete median barriers, metal median barriers, guide rails, etc.



Clearly indicated dividing sections include trees or shrubs, rocks or boulders, a stream, grass, etc.



Our Children's Safety Is In Your Hands.

For more information on Pennsylvania's School Bus Stopping Law, including an animated graphic demonstrating when you must stop, visit www.penn.dot.pa.gov/safety and click on "Traffic Safety & Driver Topics" and then "School Bus Safety".